


QUICK FUNCTION DESCRIPTION

CONNECTION TO SATELLITE POSITIONING

CONNECTION TO GSM NETWORK




PRESS AND HOLD FOR 5 SECONDS


MEDICAL / FIRE EMERGENCY

- MEDICAL ASSISTANCE NEEDED
- FIRE ASSISTANCE NEEDED

 250m
WARNING CARS APPROACHING

OVERTAKE

 250m SEND REQUEST TO CAR IN FRONT

 250m CONFIRM REQUEST TO CAR BEHIND

HAZARD BUT NO EMERGENCY

- TRACK IS BLOCKED
- TECHNICAL ASSISTANCE NEEDED

 250m WARNING CARS APPROACHING

1 OK GOOD STOP



- TRACK IS CLEAR
- NO ASSISTANCE NEEDED

2 QUIT ANY OTHER ACTIVE FUNCTION



3 CONFIRM RED FLAG

QUICK FUNCTION DESCRIPTION

RADIO CONNECTION

-  • CAR-TO-CAR **ON**
-  • CAR-TO-CAR **OFF**

POWER SUPPLY

-  • POWER SUPPLY FROM THE CAR - 12V
-  • NO POWER SUPPLY FROM THE CAR



CHARGING

- RED LIGHT ON WHEN CHARGING


SIREN VOLUME

CONSECUTIVE PRESS CHANGES SIREN VOLUME → HIGH → LOW → MUTE (red light on)

QUICK OVERVIEW



MOUNTING THE SYSTEM



WATCH THE VIDEO

On the following link, you can learn how to operate with the Com-Box:

<https://www.youtube.com/watch?v=6hSXuu6DcyE>

